BITCAGE CRYPTO

FOR CLUBS & NIGHTLIFE

Your crypto. Your night. In seconds.

Crypto payments for clubs, from the door to the bar.

Your customers pay for entry, tables, VIP bottles and bar tabs with their crypto; you receive digital euros or dollars (EURC or USDC), instantly, with built-in compliance for big spenders.

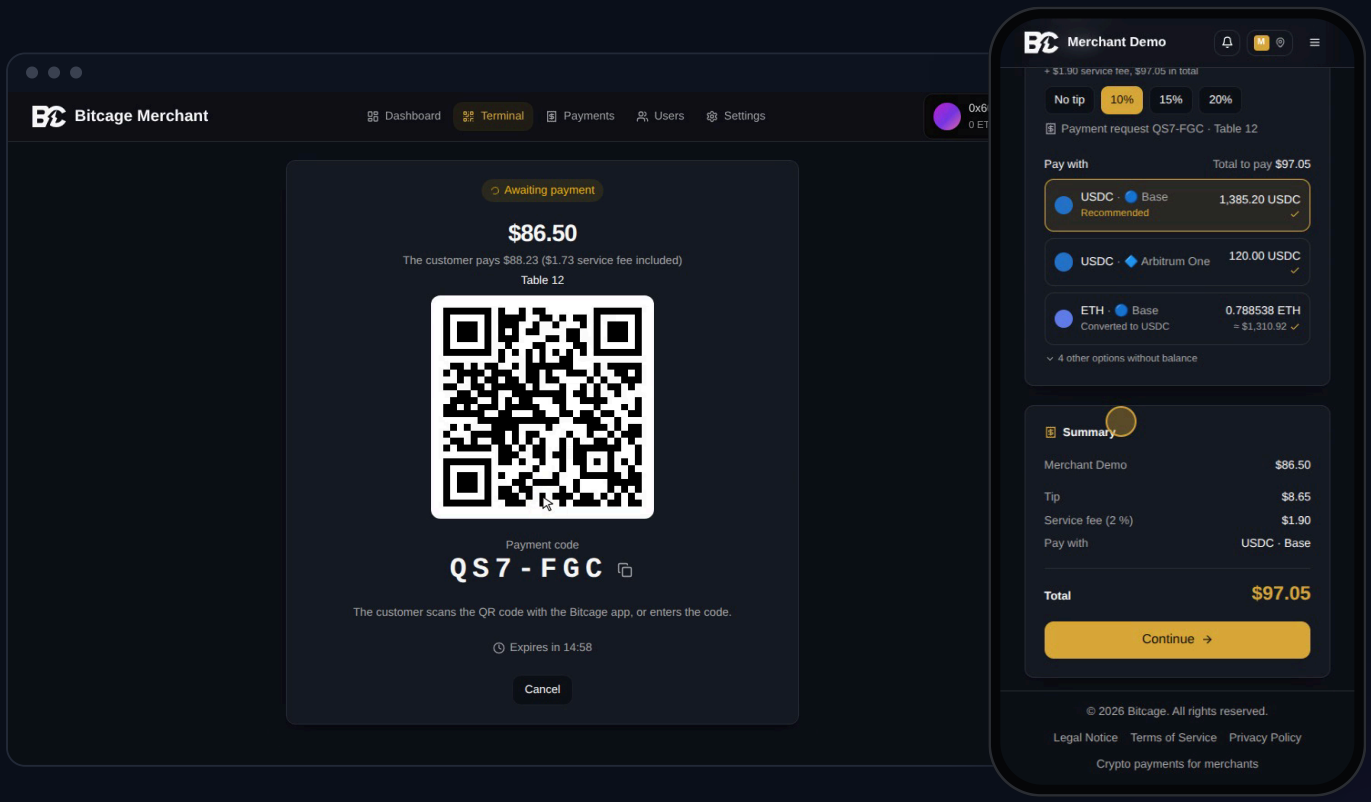

WHY BITCAGE

Paid in euros or dollars

Every payment reaches you in EURC or USDC, digital currencies backed 1:1 by the euro and the dollar. No exposure to volatility, and funds available as soon as the payment confirms, with no bank transfer delay.

No chargebacks

Blockchain payments are final. Protect your revenue from costly chargeback disputes on tables and bottles.

Built-in KYC

Configurable verification thresholds keep you compliant on big nights, without extra paperwork on your side.

No borders

Welcome an international clientele without card network limits. The service fee and any conversion cost are shown before paying.

How it works

1. **We set you up**
   We create your Bitcage account; you enter the wallet that receives your payments (or use your Bitcage wallet) and choose your cryptocurrencies and settlement currency.
2. **Your guests sign up**
   An email or a phone number is all it takes: their secure wallet is created automatically, with no app to install. They fund it with USDC, EURC or ETH from their exchange or wallet.
3. **Your guest pays**
   You enter the amount on the Bitcage terminal: your customer scans the QR code at the bar or the door, or gets a payment request by email for a table booking.
4. **You get paid in euros or dollars**
   Your guest's crypto is converted automatically into EURC or USDC; the payment contract sends your share straight to your wallet, in a single transaction, as soon as the payment confirms. You can also choose to keep the crypto you receive.

BLOCKCHAIN PAYMENT TERMINAL

In store: the QR code

The customer is in front of you. You enter the amount on the terminal (in euros, dollars or crypto). Your customer scans the QR code with their phone, or types the 6-character code in the app. The payment shows as received on your screen as soon as it is confirmed on-chain.

Remotely: the payment request by email

Deposit, invoice or booking. You enter the amount and your customer's email address. They get an email and a notification in the Bitcage app. They pay in one click from the link, within the hour: you are notified as soon as it is paid.

THE CUSTOMER EXPERIENCE

Your checkout, on the blockchain

No card reader or hardware to install: the Bitcage terminal runs on your tablet, computer or smartphone. You enter the amount, your customer pays from their phone, and the payment confirmed on the blockchain shows up within seconds.

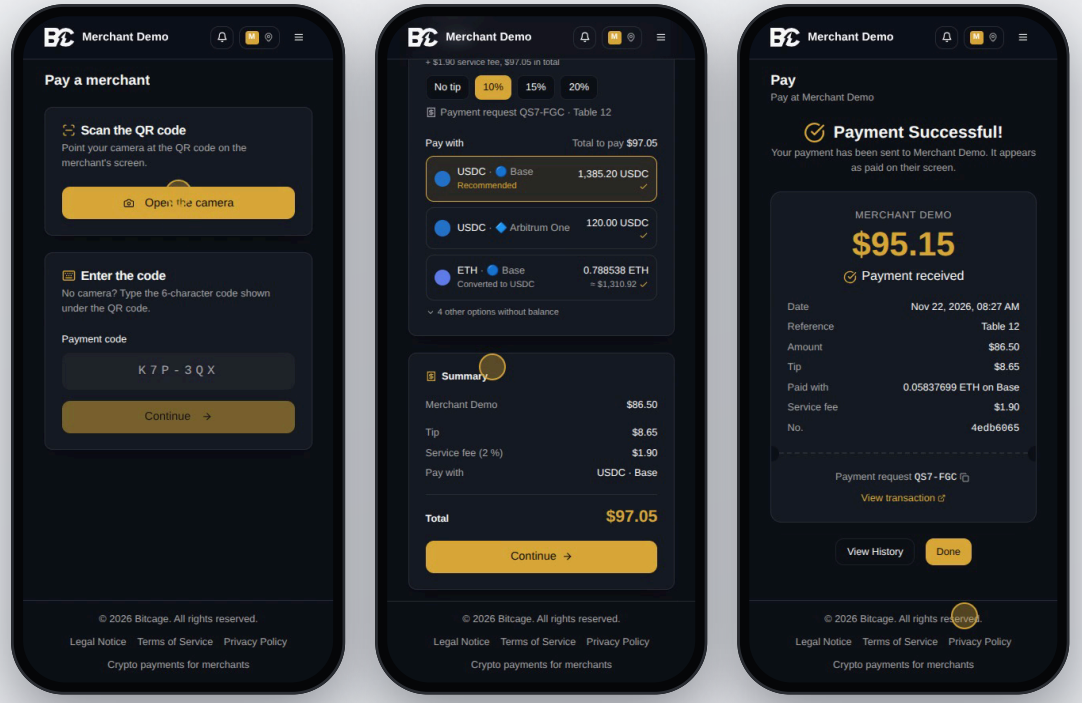

Your customer's phone

1. **Sign in with email**
   An email or a phone number is all it takes: a secure wallet is created for you, with no extension or app to install.

2. **Fund your wallet**
   Send ETH or USDC on Base, Arbitrum or Optimism, or EURC on Base, from your exchange or wallet (Kraken, Binance, MetaMask...).

3. **Scan the QR code**
   On site, scan the QR code shown by the merchant or type their payment code. Remotely, open the request you received by email.

4. **Review and pay**
   The amount and the service fee are shown before you pay. Bitcage picks the balance that covers the total, and network fees are on us with your Bitcage wallet.

5. **All set**
   The payment is confirmed in seconds, on your phone and on the merchant's screen, and lands in your history.

YOUR BACK OFFICE

Complete control for your club

A back office to take payments, follow each one, choose your settlement currency and configure your KYC rules, in real time.

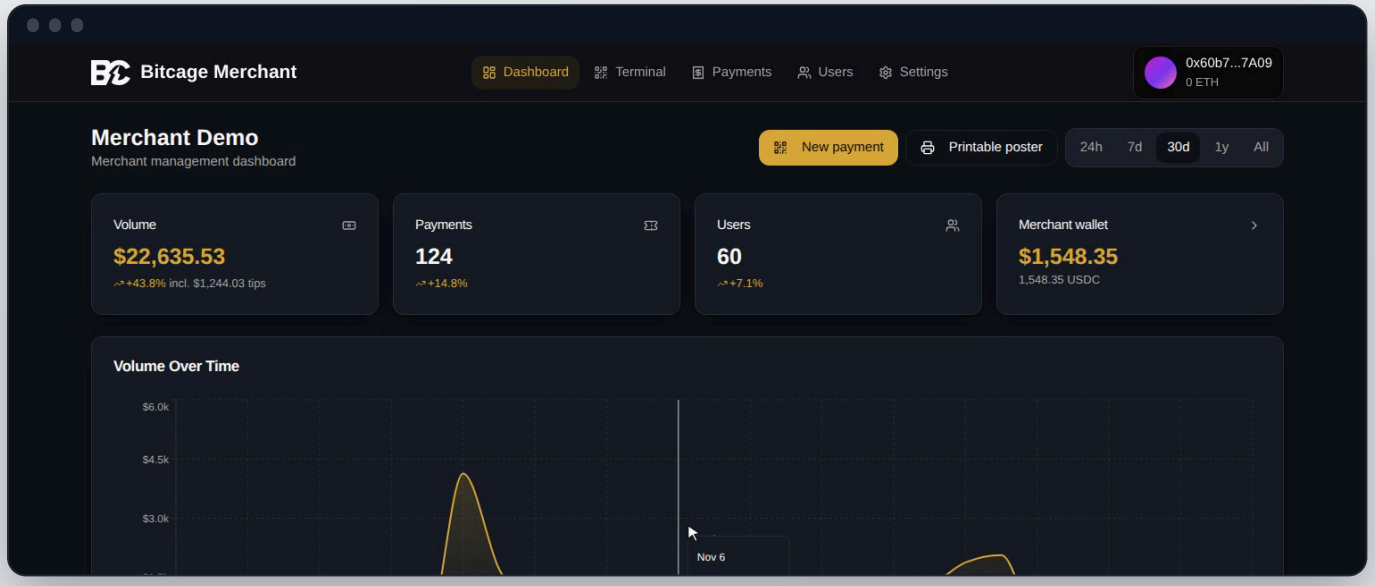

Payment terminal

Enter the amount, show the QR code or send the request by email: the payment shows up as soon as it is confirmed.

Settle in euros or dollars

Receive your payments in EURC or USDC: the customer's crypto is converted automatically, with no exposure to volatility.

Crypto configuration

Enable or disable the blockchains and cryptocurrencies you accept.

KYC thresholds

Set per-transaction and cumulative limits: above them, the customer verifies their identity once.

Dashboard

Volume, payments and customers in real time, and your wallet balance on every network.

History & CSV exports

Every payment with its code, customer, on-chain transaction and status; export your payments and customers to CSV.

Base, Arbitrum and Optimism · ETH, USDC, EURC, USDT · non-custodial: funds go straight to your wallet

Ready to accept crypto at your club?

Tell us about your business in 2 minutes: our team gets back to you to set things up and agree on your terms.

Open my account www.bitcage.com/merchants/apply

Or write to us at **contact@bitcage.com**

· Custom pricing · Quick setup · Dedicated support